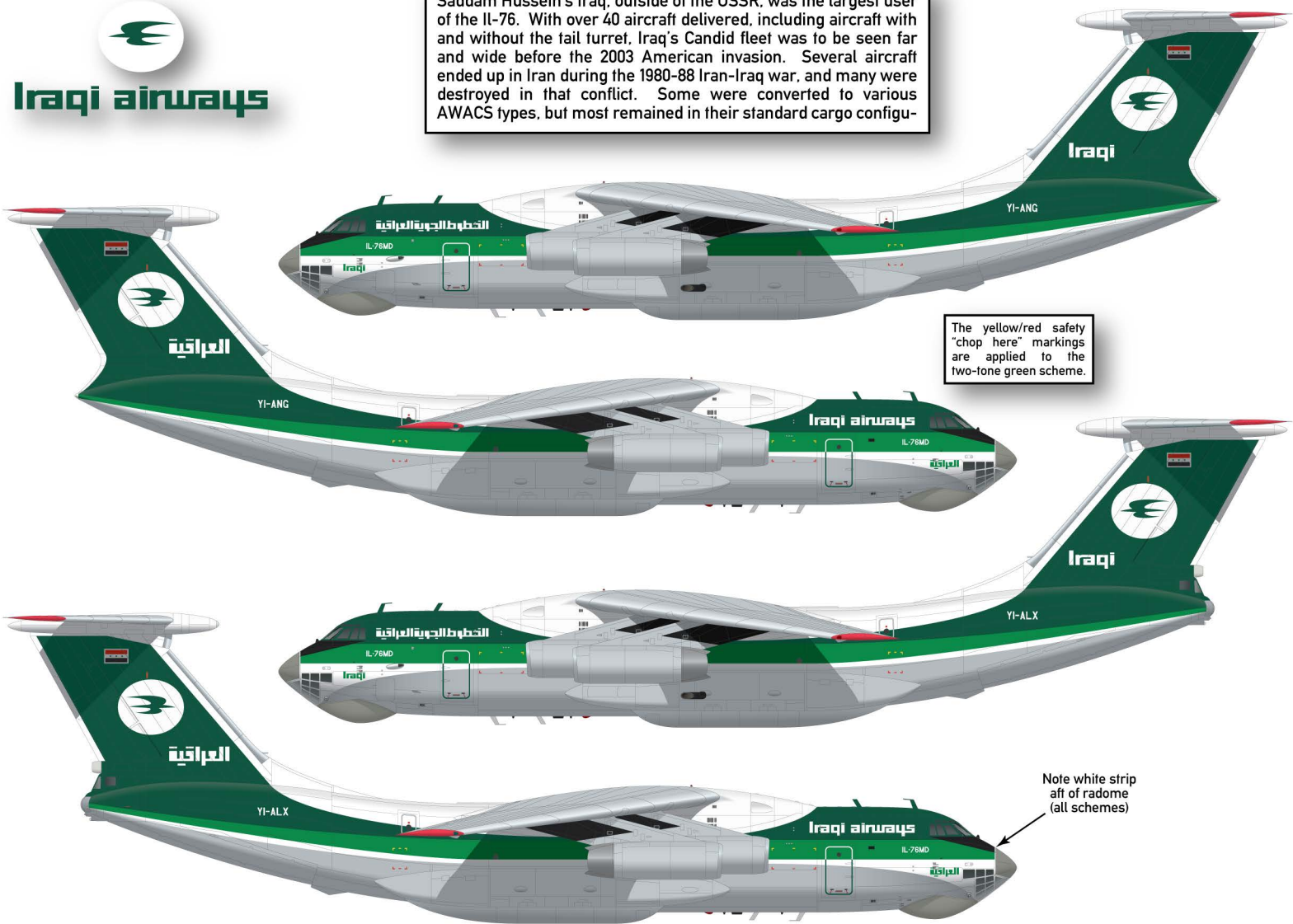




Iraqi airways

Saddam Hussein's Iraq, outside of the USSR, was the largest user of the Il-76. With over 40 aircraft delivered, including aircraft with and without the tail turret, Iraq's Candid fleet was to be seen far and wide before the 2003 American invasion. Several aircraft ended up in Iran during the 1980-88 Iran-Iraq war, and many were destroyed in that conflict. Some were converted to various AWACS types, but most remained in their standard cargo configuration.

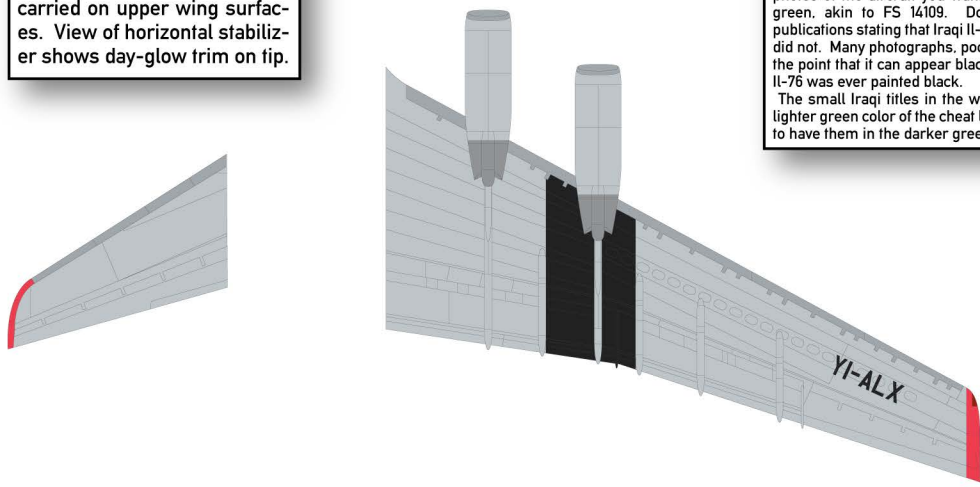


The yellow/red safety "chop here" markings are applied to the two-tone green scheme.

Note white strip aff of radome (all schemes)

Lower wing registration position (typical). No markings carried on upper wing surfaces. View of horizontal stabilizer shows day-glow trim on tip.

Iraqi's Il-76 fleet was huge, and as always, there were minor variations on the basic theme, but overall they tended to be fairly uniform. Always consult photos of the aircraft you want to build. The upper fuselage was a deep green, akin to FS 14109. Do not believe references you can find in publications stating that Iraqi Il-76s had black upper fuselages. They simply did not. Many photographs, poorly reproduced, tend to darken the green to the point that it can appear black. We have seen no evidence that any Iraqi Il-76 was ever painted black. The small Iraqi titles in the white area of the nose usually appear in the lighter green color of the cheat line, but we have seen examples that appear to have them in the darker green. We have provided them in both colors.




* We have seen many color callouts for the exact shade of grey used on Il-76 wings, none of which agree with one another. We believe it is similar to, but perhaps a bit darker than BAC 707 Gray/FS 16515. We do not agree with references that state "gull grey" as that is generally too brown and does not match what we see in photos. The real color appears different in different lighting conditions, so the choice is up to you.

- Gloss White
- Gloss Light Grey*
- FS 14109
- Fluorescent Red-Orange

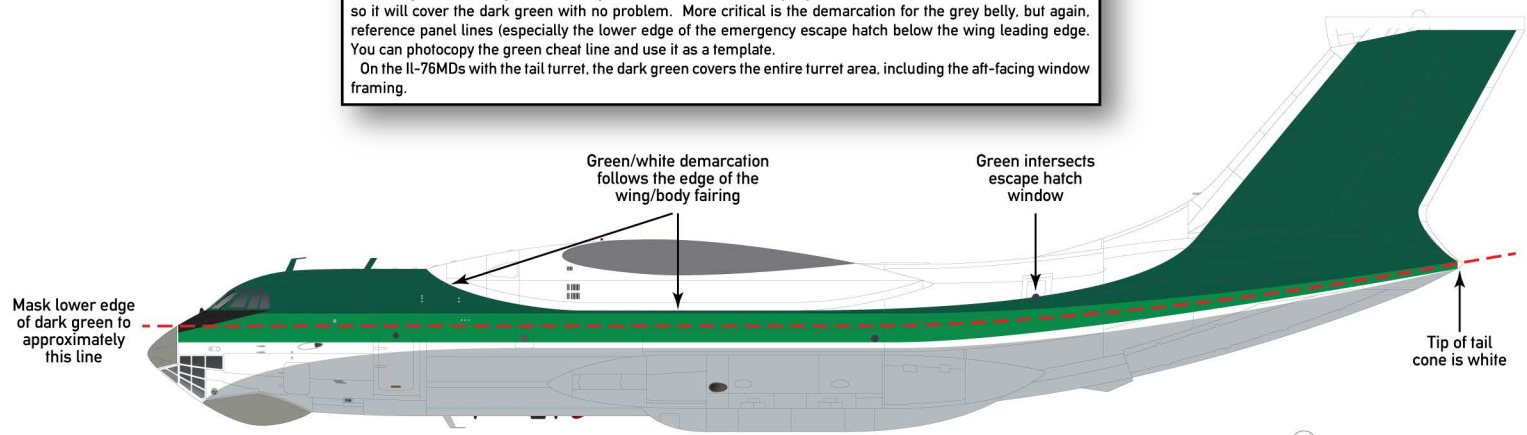


Iraqi airways

For unknown reasons, a number of Iraqi Il-76MDs were painted in this quasi-military color scheme of white over light grey. Note the thin black cheatline. We have provided this, along with a spare piece, to allow you to position it over the grey/white demarcation. As on the two-tone green scheme, the engine pylon flashes and lower wing exhaust hide markings are black. YI-ALL (at least) has a somewhat more blue-grey color on the radomes. Note that aircraft in this scheme lack door safety outlines, but do have the operating instructions and handles marked as on other Il-76s. Also note the completely yellow safety "chop here" markings on the forward fuselage (the yellow/red ones are for the two-tone green scheme). All aircraft in this scheme are true Il-76MDs with the tail turret fitted, albeit without any guns. Antenna fit could and did vary between aircraft, so check photos of the specific aircraft you are building.



We debated whether to supply the dark green trim as part of the decal, but decided against it for several reasons. First and foremost, applying decal around the mass of compound curves of the cockpit area would be a nightmare of the highest order. For another, the masking required is certainly not terribly difficult. Landmarks are easy to find, and we feel that painting the dark green will result in a better looking model. The light green decals are longer than necessary to provide plenty of extra should it be required, so remove any unneeded length. Masking the lower edge of the dark green is not critical. The bright green cheat line decal is backed with white, so it will cover the dark green with no problem. More critical is the demarcation for the grey belly, but again, reference panel lines (especially the lower edge of the emergency escape hatch below the wing leading edge). You can photocopy the green cheat line and use it as a template. On the Il-76MDs with the tail turret, the dark green covers the entire turret area, including the aft-facing window framing.



Full size (1/144 scale) template for masking the dark green on the vertical fin. Reference panel lines and mask straight lines as shown.

The scales below are to allow you to verify the reproduction size if you print this page out for use as a template.

